



First Grade

God gave each one of us special talents and abilities.

Lesson 3



Each student will–

- Know God gave her special abilities and talents as a gift
- Feel excited to uncover the gift God gave her
- Identify one ability or talent from God



Outline

1. In the moment God created you, He gave you gifts called abilities and talents
2. Examples of the kinds of abilities and talents God gives to people
3. Discovering the ability or talent He gave you



Realized Impact

Students at this age are beginning to compare themselves to others. It will be important for them to realize that not only did God plan that each one of us should be different, but He also gives each person her own set of talents and abilities. Each child can learn to identify and enjoy what God has given her and then be free to appreciate the talents and abilities He gave to others.



Materials

Gift bag or box for each child
Chalkboard or white board
Chalk or dry erase markers
Pictures of people using their talents and abilities
Copies of **Talents and Abilities** handout, with pictures to illustrate each one
Scissors
Crayons



Making an Entrance

Give a gift bag or box to each child in the classroom. Ask-

- What are these used for?
- What is the best gift you ever received?
- When you receive a gift, what do you say to the person who gave it to you?
- Why do people give gifts to one another?

Now put your gift bag or box on the corner of your desk. I'll tell you what to do with it later on in the lesson.



Informing

Say something like—**God gives each one of us many gifts every day. Oftentimes we don't even notice that we've received a gift from God. When God created us, He thought very carefully about the way He would make us. He put the plans for each one of us into a tiny cell on the day our lives began. In that cell, He included plans for the special talents and abilities each one of us now has. Everyone was created with talents and abilities. They are gifts from God and it's our job to discover what these gifts are and to thank God for giving them to us.**

Ask—**What are talents and abilities?** (*The things you do really well and that you enjoy doing.*) **Let's try to think of as many different talents and abilities as we can.** Ask the class to name some and write each example on the board. Then say—**I'm going to show you some pictures of people doing different things. Look at the pictures and tell me what ability or talent God might have given them.**



Valuing

Say—**Now take your gift bag and put it in front of you. Close your eyes for a moment and think about the talents or abilities God may have put inside this gift bag for you.** Then give each student the **Talents and Abilities** handout, which contains words and pictures that represent a variety of talents and abilities.





Changing

Hand out crayons and scissors to the students. Now say—**Look at the sheet I just passed out and choose one talent or ability that you think God may have given to you as a gift. Color in the picture, cut it out, and then put it inside your gift bag or box. When I say, “Time’s up!” choose a nearby partner and tell her what gift you think God put into *her* gift bag. Then show each other the pictures inside your gift bags. Remember to talk to God and thank Him for giving you the gifts and abilities you have.**



Builds into:
Sanctity of Life, Purity

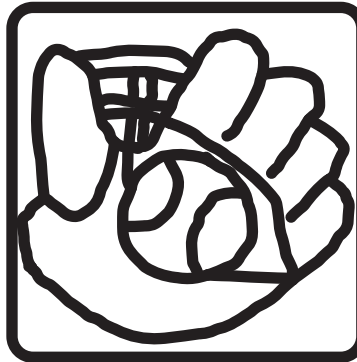


Talents and Abilities

Choose one talent or ability that you think God may have given to you as a gift. Color in the picture, cut it out, and then put it inside your gift bag or box.



Running



Throwing, Catching,
or Hitting Balls




Jumping




Swimming



Listening




Cheering
People Up



Painting



Drawing



Writing

Permission to reproduce this page granted only for buyer's students. Written by Linda Noble. www.wholelifecurriculum.com




Dancing



Acting



Being a Leader



Speaking in Front of the Class




Cooking




Gardening




Understanding Math




Putting Things Together




Singing



Being Funny



Reading



Decorating

Permission to reproduce this page granted only for buyer's students. Written by Linda Noble. www.wholelifecurriculum.com